



TTS
TRANSPORT TRADE SERVICES S.A.
BUCUREȘTI – ROMÂNIA

TTS Trading Bulletin February 2026 – Liquidity and Market Capitalization

Sections

Tranzaction Volumes	3
Tranzaction value	4
Market Capitalization	5

Sinthesis

- In February, the recorded transaction value was of 12.271.666 RON, equivalent to 2.845.952 USD, representing 0,62% of the total transaction value of the shares included in the Premium Category ("[Monthly Bulletin FEBRUARY 2026](#)" published by BVB).
 - The median daily volume of TTS shares traded in February 2026 was 70.912 shares (-43,7% Δ Feb.26 / Jan.26, +89,6% Δ Feb.26 / Feb.25), +31,9% above the liquidity¹ threshold required for remaining in the FTSE Global All Cap Index.
 - In February 2026, a total of 1.997.991 TTS shares were traded (-50,2% Δ Feb.26 / Jan.26, +93,3% Δ Feb.26 / Feb.25), with a daily average of 99.900 shares (-55,2% Δ Feb.26 / Jan.26, +93,3% Δ Feb.26 / Feb.25).
 - The total traded value was 2.845.952 USD (-46,4% Δ Feb.26 / Jan.26, +158,0% Δ Feb.26 / Feb.25), with a daily average of February 2026 being 142.298 USD (-51,7% Δ Feb.26 / Jan.26, +158,0% Δ Feb.26 / Feb.25).
 - The daily average of the traded value over the last 12 months was USD 140.863 (up 5,3% compared to the value recorded on 31 Jan 2026), equivalent to RON 619.442 (up 4,8% compared to the value recorded on 31 Jan 2026).
-

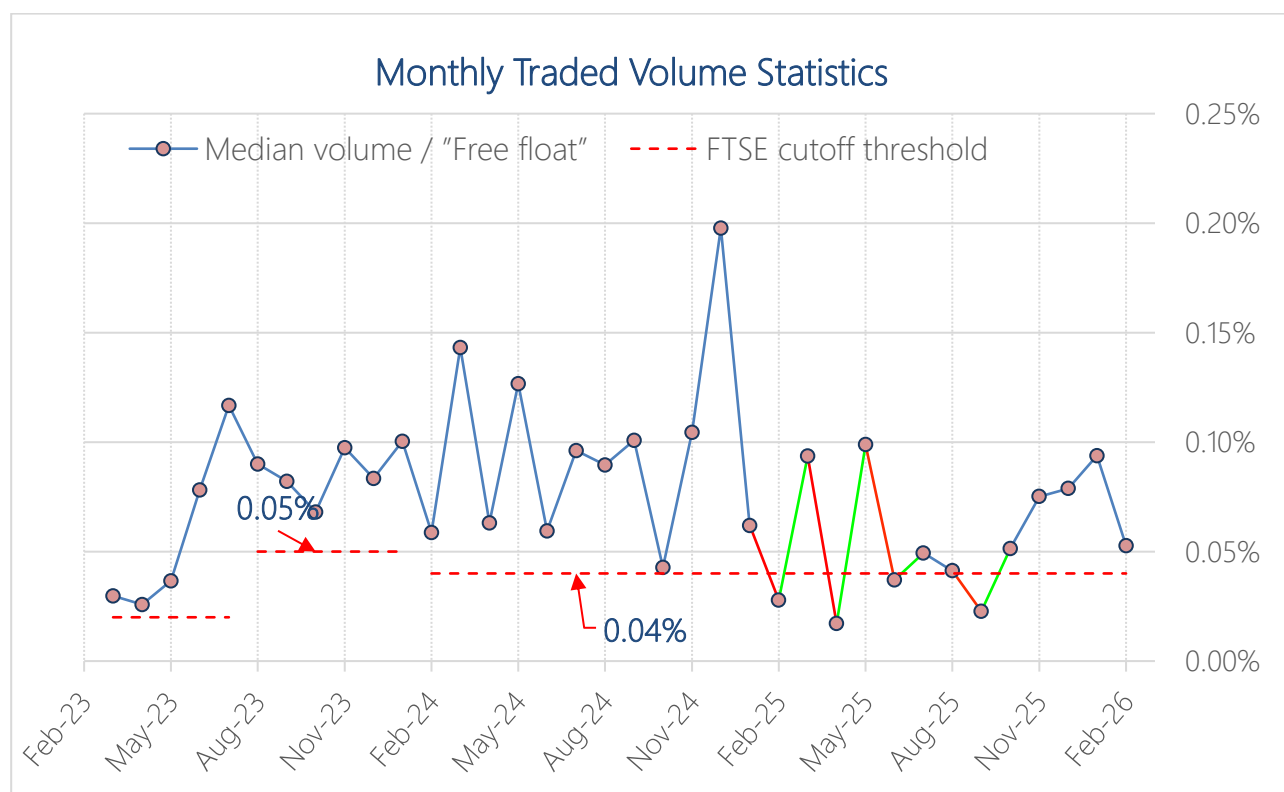
¹ The liquidity threshold for remaining is equal to 0.04% of the free float, i.e. 53.779 TTS shares (= 0.04% * 134.447.001 shares).

Tranzaction Volumes

Tranzaction volume – Feb.2026

	Feb.26	Jan.26	Δ Feb.26 / Jan.26	Feb.25	Δ Feb.26 / Feb.25
Total	1.997.991	4.015.240	-50,2%	1.033.518	+93,3%
Daily Average	99.900	223.069	-55,2%	51.676	+93,3%
Daily Median	70.912	126.034	-43,7%	37.394	+89,6%

	No. of shares traded			No. of shares traded / Free float		
	Total	Daily Average	Daily Median	Total	Daily Average	Daily Median
feb.26	1.997.991	99.900	70.912	1,5%	0,074%	0,053%
jan.26	4.015.240	223.069	126.034	3,0%	0,166%	0,094%
dec.25	2.536.056	140.892	105.887	1,9%	0,105%	0,079%
nov.25	3.945.978	197.299	100.991	2,9%	0,147%	0,075%
oct.25	2.719.453	118.237	69.053	2,0%	0,088%	0,051%
sept.25	1.441.691	65.531	30.546	1,1%	0,049%	0,023%
aug.25	1.670.304	83.515	55.385	1,2%	0,062%	0,041%
jul.25	2.826.246	122.880	66.323	2,1%	0,091%	0,049%
jun.25	1.670.987	83.549	49.802	1,2%	0,062%	0,037%
may.25	2.950.898	140.519	132.828	2,2%	0,105%	0,099%
apr.25	1.102.564	55.128	22.952	0,8%	0,041%	0,017%
mar.25	3.776.273	179.823	125.856	2,8%	0,134%	0,094%



Tranzaction value

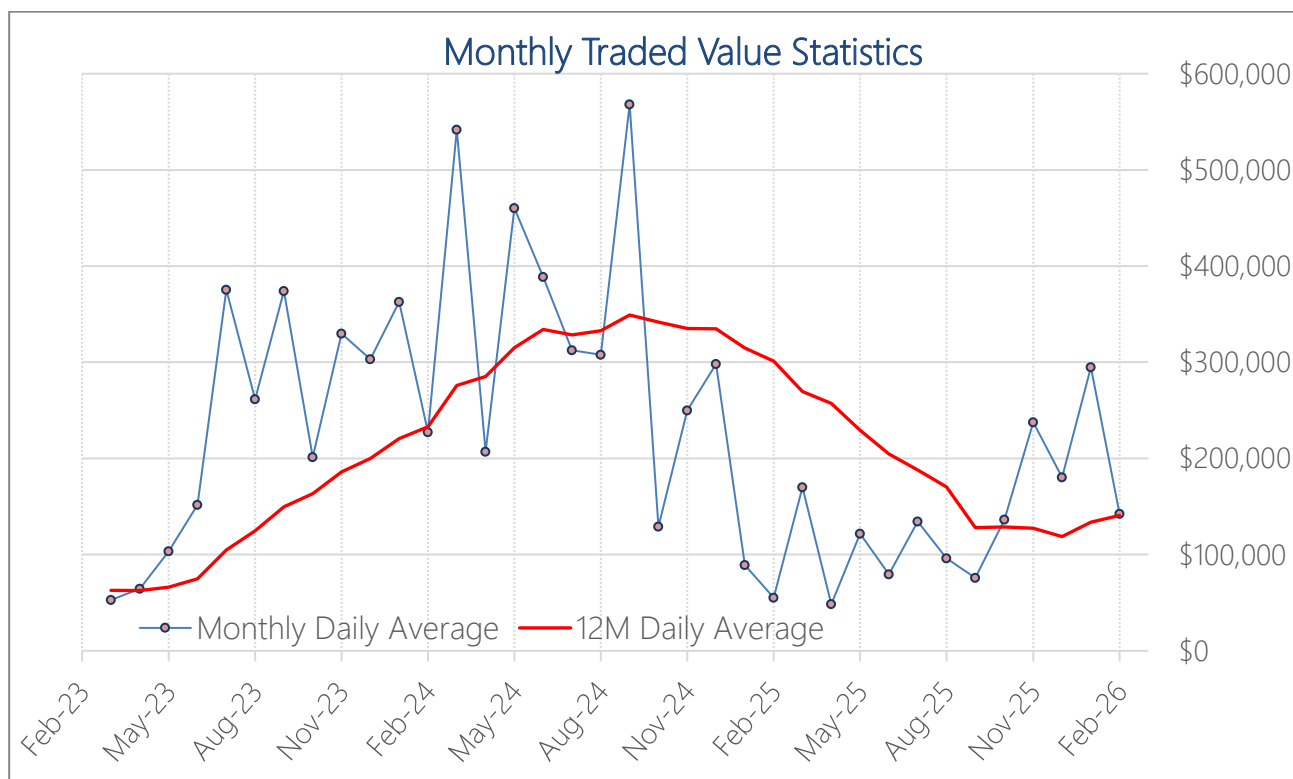
Tranzaction value (RON) – Feb.2026

	Feb.26	Jan.26	Δ Feb.26 / Jan.26	Feb.25	Δ Feb.26 / Feb.25
Total	12.271.666	22.996.395	-46,6%	5.273.653	+132,7%
Daily Average	613.583	1.277.577	-52,0%	263.683	+132,7%
Daily Median (12 months)	619.442	590.995	+4,8%	1.383.339	-55,2%

Tranzaction value (USD) – Feb.2026

	Feb.26	Jan.26	Δ Feb.26 / Jan.26	Feb.25	Δ Feb.26 / Feb.25
Total	2.845.952	5.307.923	-46,4%	1.103.195	+158,0%
Daily Average	142.298	294.885	-51,7%	55.160	+158,0%
Daily Median (12 months)	140.863	133.778	+5,3%	301.217	-53,2%

	Tranzaction value (RON)			Tranzaction value (USD)		
	Total	Daily Average	Daily Average (12M)	Total	Daily Average	Daily Average (12M)
feb.26	12.271.666	613.583	619.442	2.845.952	142.298	140.863
jan.26	22.996.395	1.277.577	590.995	5.307.923	294.885	133.778
dec.25	14.097.293	783.183	528.885	3.245.655	180.314	118.735
nov.25	20.908.485	1.045.424	574.901	4.750.484	237.524	127.363
oct.25	13.711.144	596.137	588.134	3.134.795	136.295	128.864
sept.25	7.188.814	326.764	587.328	1.667.092	75.777	128.206
aug.25	8.394.283	419.714	777.543	1.925.394	96.270	170.442
jul.25	13.423.631	583.636	858.381	3.088.347	134.276	188.132
jun.25	6.992.493	349.625	937.218	1.589.438	79.472	204.720
may.25	11.546.095	549.814	1.051.434	2.559.360	121.874	229.112
apr.25	4.359.155	217.958	1.181.375	967.867	48.393	257.162
mar.25	16.493.248	785.393	1.239.636	3.569.910	169.996	269.606



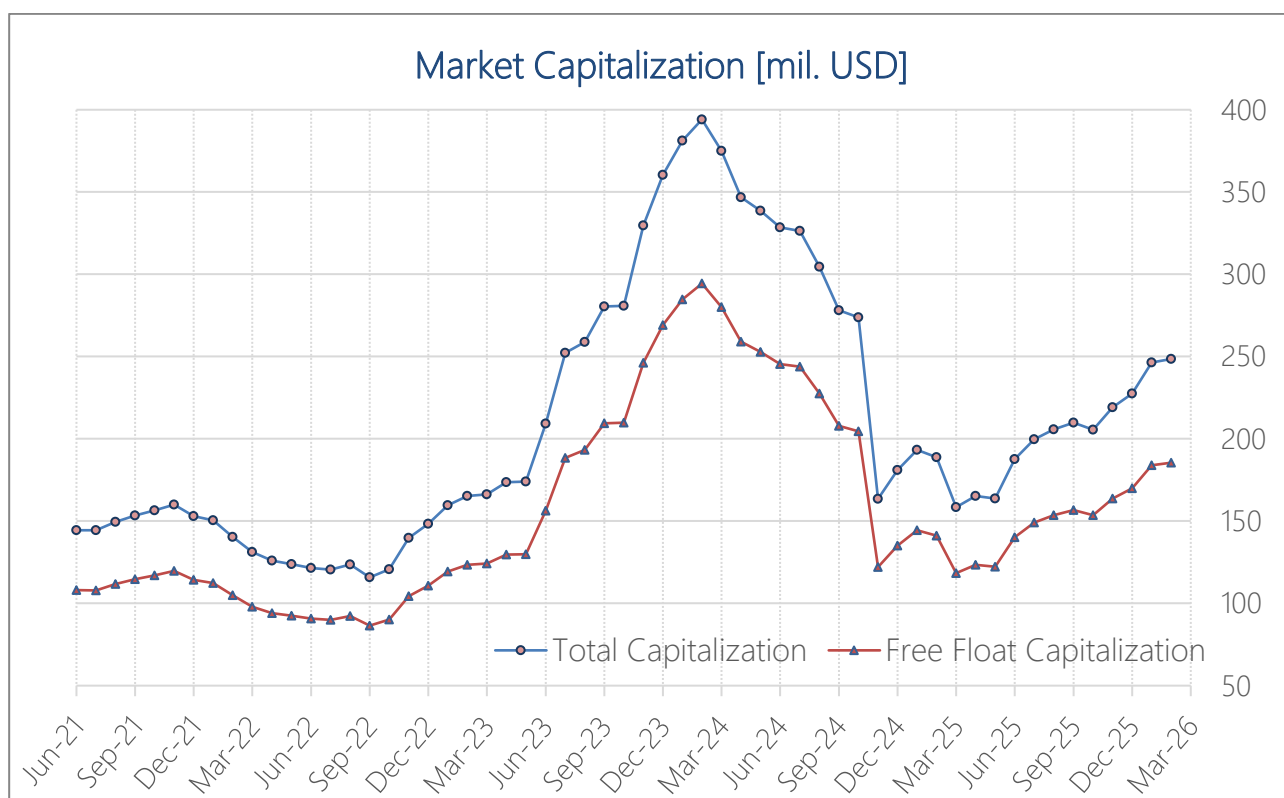
Market Capitalization

MktCap (mil. RON) – Feb.2026

	Feb.26	Jan.26	Δ Feb.26 / Jan.26	Feb.25	Δ Feb.26 / Feb.25
Total capitalization	1.072,8	1.053,0	+1,9%	903,6	+18,7%
Free float capitalization	801,3	786,5		674,9	

MktCap (mil. USD) – Feb.2026

	Feb.26	Jan.26	Δ Feb.26 / Jan.26	Feb.25	Δ Feb.26 / Feb.25
Total capitalization	248,5	246,4	+0,8%	188,9	+31,6%
Free float capitalization	185,6	184,0		141,1	



	MktCap (mil. RON)		MktCap (mil. USD)	
	Total	Free float	Total	Free float
feb.26	1.072,8	801,3	248,5	185,6
jan.26	1.053,0	786,5	246,4	184,0
dec.25	984,6	735,4	227,5	169,9
nov.25	964,8	720,6	219,1	163,6
oct.25	907,2	677,6	208,6	155,8
sep.25	907,2	677,6	209,8	156,7
aug.25	893,7	667,5	205,7	153,7
jul.25	886,5	662,2	199,7	149,2
jun.25	812,7	607,0	187,6	140,1
may.25	731,7	546,5	163,7	122,3
apr.25	723,6	540,5	165,3	123,4
mar.25	729,0	544,5	158,5	118,4