TTS
(TRANSPORT TRADE SERVICES) S.A.
BUCURESTI – ROMANIA

Nr. Reg. Com.: J40/296/1997
Cod Fiscal: RO 9089452
Capital social subscris si varsat: 180 000 000 LEI

Str. Vaselor nr. 27, 021253, Bucuresti, Romania
Tel: +40 21 210 29 07 | Fax: +40 21 210 35 43
office@tts-group.ro | www.tts-group.ro

CURRENT REPORT

according to Law no. 24/2017 on issuers of financial instruments and market operations and Regulation no. 5/2018 on issuers of financial instruments and market operations

Report date: April 04'th 2025
Name of the issuing company: TTS (TRANSPORT TRADE SERVICES) S.A.
Registered office: 27 Vaselor street, district 2, Bucharest
Phone/fax number: +4 021/210.29.07, 021/210.35.43
Sole Registration Code with the Trade Register Office: 9089452
Order Number in the Trade Register: J40/296/1997
Share capital: RON 180.000.000
Regulated market on which the issued securities are traded: Bucharest Stock Exchange - Premium Tier (market symbol: TTS)

Important events to be reported:

TTS informs shareholders and investors on the publication of the "TTS Trading Bulletin February 2025– Liquidity and Market Capitalization".

February 2025, in brief:

- In February, TTS shares were not among the 15 most traded stocks listed on the Bucharest Stock Exchange ("Monthly Bulletin.FEBRUARY 2025" published by BVB), with a recorded transaction value of 5.273.654 lei, equivalent to 1.103.195 USD, representing 0.69% of the total transaction value of the shares included in the Premium Category.

- The median daily volume of TTS shares traded in February 2025 was 37.394 shares (🡻 -55,1% Δ Feb.25 / Jan.25, 🡻 -52,7% Δ Feb.25 / Feb.24), 30.47% below the liquidity[1] threshold required for remaining in the FTSE Global All Cap Index, marking the first month in the July 2024 – June 2025 trading cycle in which the company did not meet this threshold [2].

- In February 2025, a total of 1.033.518 TTS shares were traded (🡻 -36,3% Δ Feb.25 / Jan.25, 🡻 -54,1% Δ Feb.25 / Feb.24), with a daily average of 51.676 shares (🡻 -42,6% Δ Feb.25 / Jan.25, 🡻 -51,8% Δ Feb.25 / Feb.24).

[1] The liquidity threshold for remaining is equal to 0.04% of the free float, i.e. 53.779 TTS shares (= 0.04% * 134.447.001 shares).

[2] The liquidity criterion for remaining in the FTSE Global All Cap indices requires that the median monthly daily traded volume be greater than or equal to the maintenance threshold in at least 8 out of the 12 months of the trading cycle considered in an index review.

- The total traded value was 1.103.195 USD (🡻 -31,4% Δ Feb.25 / Jan.25, 🡻 -76,9% Δ Feb.25 / Feb.24), with a daily average of 55.160 USD (🡻 -38,2% Δ Feb.25 / Jan.25, 🡻 -75,7% Δ Feb.25 / Feb.24).

Please find attached the bulletin in full.

Gabriel-Andrei ȚECHERĂ
Director of Corporate Governance and Investor Relations

TTS Trading Bulletin February 2025 – Liquidity and Market Capitalization

Sections

Tranzaction Volumes 3

Tranzaction value 4

Market Capitalization 5

Sinthesis

- In February, **TTS shares were not among the 15 most traded stocks listed on the Bucharest Stock Exchange** ("Monthly Bulletin.FEBRUARY 2025" published by BVB), **with a recorded transaction value of 5.273.654 lei, equivalent to 1.103.195 USD, representing 0.69%** of the total transaction value of the shares included in the Premium Category.

- **The median** daily volume of TTS shares traded in February 2025 was **37.394 shares** (🡻 **-55,1%** Δ Feb.25 / Jan.25, 🡻 **-52,7%** Δ Feb.25 / Feb.24), **30.47% below** the liquidity[1] threshold required for remaining in the FTSE Global All Cap Index, **marking the first month in the July 2024 – June 2025 trading cycle in which the company did not meet this threshold** [2].

- In February 2025, a total of **1.033.518 TTS shares** were traded (🡻 **-36,3%** Δ Feb.25 / Jan.25, 🡻 **-54,1%** Δ Feb.25 / Feb.24), with a **daily average** of **51.676 shares** (🡻 **-42,6%** Δ Feb.25 / Jan.25, 🡻 **-51,8%** Δ Feb.25 / Feb.24).

- The total traded value was **1.103.195 USD** (🡻 **-31,4%** Δ Feb.25 / Jan.25, 🡻 **-76,9%** Δ Feb.25 / Feb.24), with a **daily average** of **55.160 USD** (🡻 **-38,2%** Δ Feb.25 / Jan.25, 🡻 **-75,7%** Δ Feb.25 / Feb.24).

---

[1] The liquidity threshold for remaining is equal to 0.04% of the free float, i.e. 53.779 TTS shares (= 0.04% * 134.447.001 shares).

[2] The liquidity criterion for remaining in the FTSE Global All Cap indices requires that the median monthly daily traded volume be greater than or equal to the maintenance threshold in at least 8 out of the 12 months of the trading cycle considered in an index review.

Tranzaction Volumes

Tranzaction volume – feb.2025

	feb.25	ian.25	Δ feb.25 / ian.25	feb.24	Δ feb.25 / feb.24
Total	1.033.518	1.621.412	-36,3%	2.253.003	-54,1%
Daily Average	51.676	90.078	-42,6%	107.286	-51,8%
Daily Median	37.394	83.266	-55,1%	79.026	-52,7%

	No. of shares traded			No. of shares traded / Free float		
	Total	Daily Average	Daily Median	Total	Daily Average	Daily Median
feb.25	1.033.518	51.676	37.394	0,8%	0,038%	0,028%
ian.25	1.621.412	90.078	83.266	1,2%	0,067%	0,062%
dec.24	5.695.755	316.431	265.949	4,2%	0,235%	0,198%
nov.24	4.705.055	224.050	140.409	3,5%	0,167%	0,104%
oct.24	1.961.519	85.283	57.481	1,5%	0,063%	0,043%
sept.24	7.925.182	377.390	135.474	5,9%	0,281%	0,101%
aug.24	3.645.673	173.603	120.480	2,7%	0,129%	0,090%
iul.24	1.313.155	57.094	43.096	2,9%	0,127%	0,096%
iun.24	1.344.745	70.776	26.638	3,0%	0,158%	0,059%
mai.24	1.702.994	85.150	56.781	3,8%	0,190%	0,127%
apr.24	775.168	35.235	28.277	1,7%	0,079%	0,063%
mar.24	1.898.576	90.408	64.212	4,2%	0,202%	0,143%
feb.24	751.001	35.762	26.342	1,7%	0,080%	0,059%

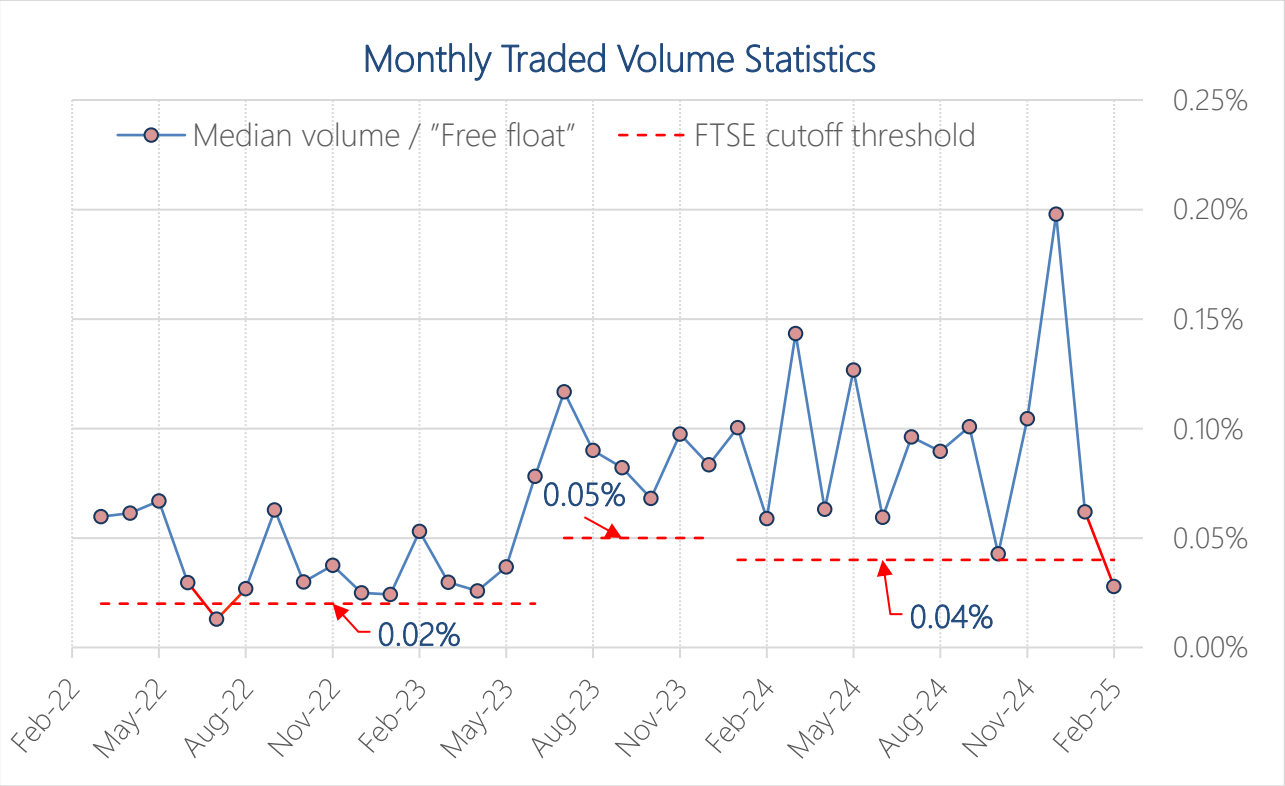

Tranzaction value

Tranzaction value (RON) – feb.2025

	feb.25	ian.25	Δ feb.25 / ian.25	feb.24	Δ feb.25 / feb.24
Total	5.273.653	7.717.513	-31,7%	21.976.560	-76,0%
Daily Average	263.683	428.751	-38,5%	1.046.503	-74,8%
Daily Median (12 months)	1.383.339	1.445.111	-4,3%	1.066.085	29,8%

Tranzaction value (USD) – feb.2025

	feb.25	ian.25	Δ feb.25 / ian.25	feb.24	Δ feb.25 / feb.24
Total	1.103.195	1.607.266	-31,4%	4.772.162	-76,9%
Daily Average	55.160	89.293	-38,2%	227.246	-75,7%
Daily Median (12 months)	301.217	314.797	-4,3%	233.021	29,3%

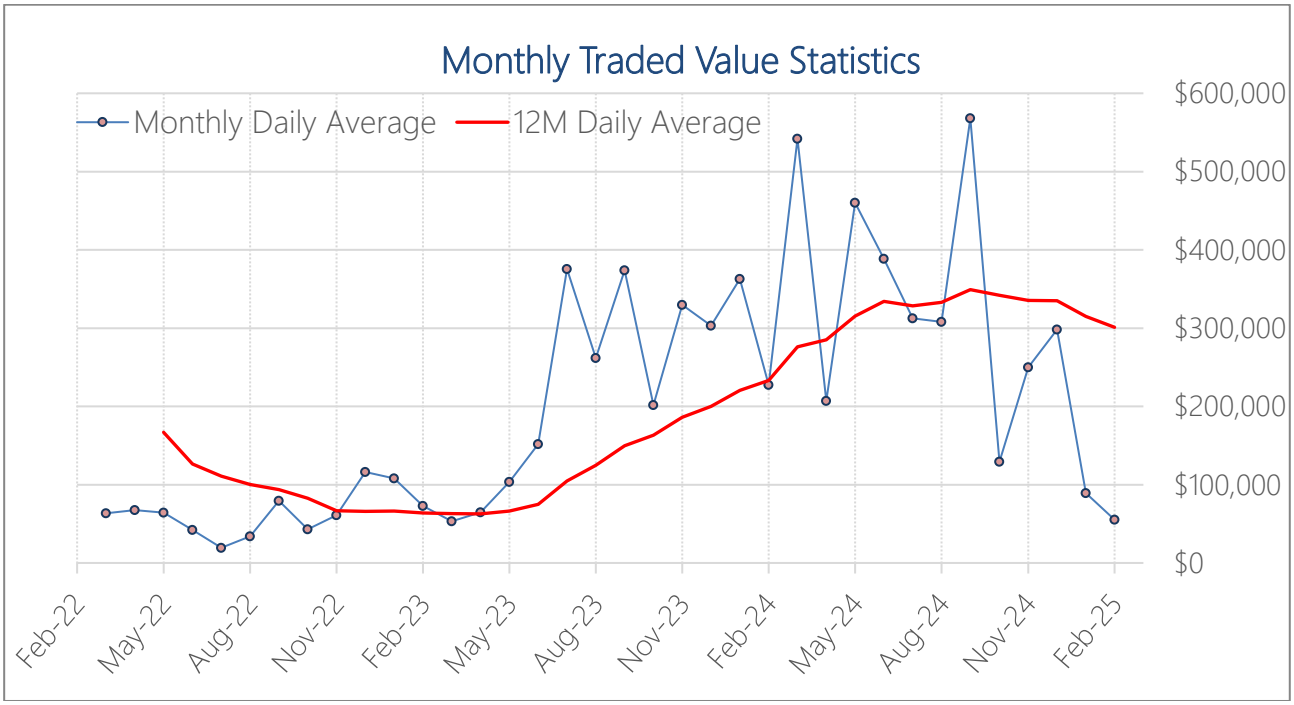

	Tranzaction value (RON)			Tranzaction value (USD)		
	Total	Daily Average	Daily Median (12M)	Total	Daily Average	Daily Median (12M)
feb.25	5.273.653	263.683	1.383.339	1.103.195	55.160	301.217
ian.25	7.717.513	428.751	1.445.111	1.607.266	89.293	314.797
dec.24	25.417.227	1.412.068	1.535.132	5.368.192	298.233	335.357
nov.24	24.751.867	1.178.660	1.533.253	5.248.628	249.935	335.217
oct.24	13.464.616	585.418	1.561.067	2.961.902	128.778	341.871
sept.24	53.394.458	2.542.593	1.596.858	11.928.906	568.043	349.149
aug.24	29.138.759	1.387.560	1.529.247	6.465.134	307.864	332.780
iul.24	32.896.288	1.430.273	1.510.830	7.185.613	312.418	328.609
iun.24	34.152.520	1.797.501	1.531.794	7.385.244	388.697	334.074
mai.24	42.330.079	2.116.504	1.444.340	9.202.308	460.115	315.261
apr.24	21.112.298	959.650	1.305.614	4.555.893	207.086	285.152
mar.24	51.982.872	2.475.613	1.262.491	11.377.898	541.805	276.035
feb.24	21.976.560	1.046.503	1.066.085	4.772.162	227.246	233.021

Market Capitalization

MktCap (mil. RON) – feb.2025

	feb.25	ian.25	Δ feb.25 / ian.25	feb.24	Δ feb.25 / feb.24
Total capitalization	903,6	927,0	-2,5%	1.806,0	-50,0%
Free float capitalization	674,9	692,4		1.349,0	

MktCap (mil. USD) – feb.2025

	feb.25	ian.25	Δ feb.25 / ian.25	feb.24	Δ feb.25 / feb.24
Total capitalization	188,9	193,3	-2,3%	394,1	-52,1%
Free float capitalization	141,1	144,4		294,4	

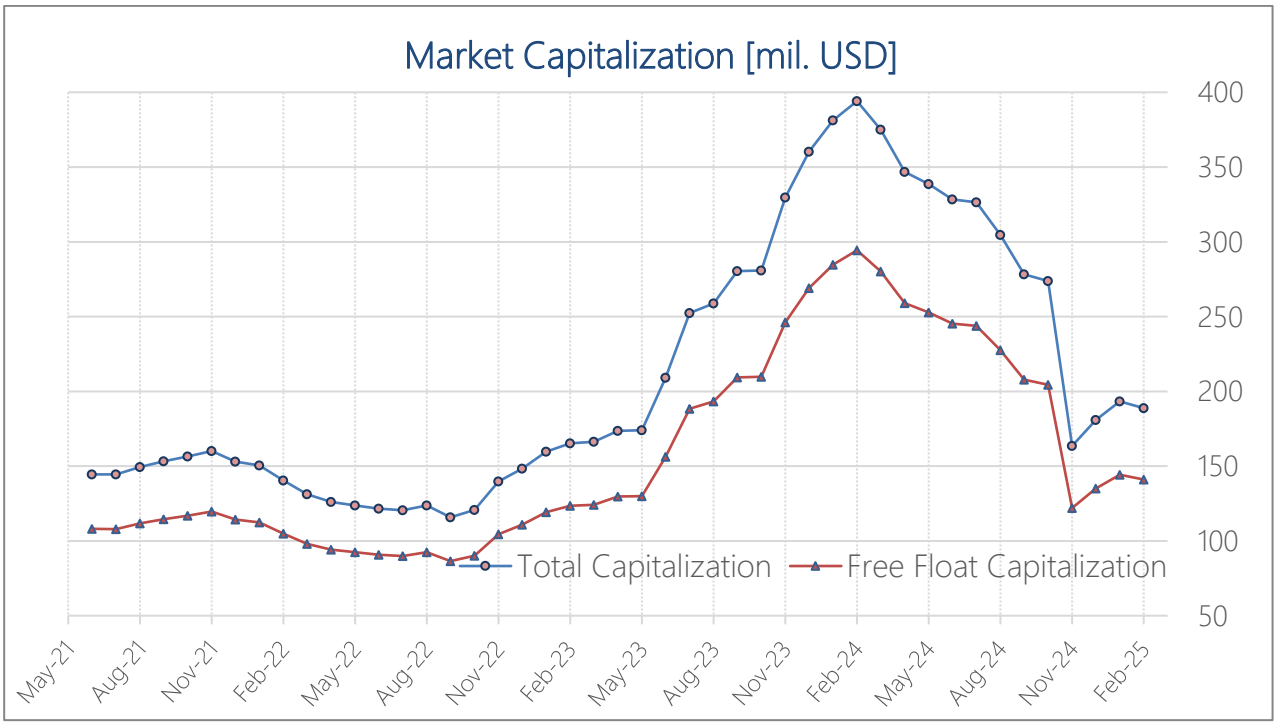

	MktCap (mil. RON)		MktCap (mil. USD)	
	Total	Free float	Total	Free float
feb.25	903,6	674,9	188,9	141,1
ian.25	927,0	692,4	193,3	144,4
dec.24	862,2	644,0	180,9	135,1
nov.24	770,4	575,4	163,5	122,1
oct.24	1.252,8	935,8	273,8	204,5
sept.24	1.236,6	923,7	278,2	207,8
aug.24	1.368,0	1.021,8	304,6	227,5
iul.24	1.500,0	1.120,4	326,4	243,8
iun.24	1.527,0	1.140,6	328,5	245,3
mai.24	1.554,0	1.160,7	338,6	252,9
apr.24	1.608,0	1.201,1	346,8	259,1
mar.24	1.728,0	1.290,7	375,0	280,1
feb.24	1.806,0	1.349,0	394,1	294,4