



Prima atestare documentară: 1886

traditie

dinamism

calitate

componente auto

INTERIM FINANCIAL REPORT

3rd Q, 2019

**INTERIM
FINANCIAL REPORT
3rd QUARTER 2019**

**Prepared in accordance with International Financial Reporting Standards
adopted by the European Union**

CONTENTS

Auditor's report for the 3rd Q 2019	1
Separate statement of financial position for the 3rd Q 2019	3
Separate statement of comprehensive income for the 3rd Q 2019	5
Separate statement regarding the changes in equity capital for the 3rd Q 2019	6
Separate statement explanatory notes for the 3rd Q 2019	7
Declaration in accordance with provisions of article 30 of the Accounting Law no.82 / 1991	20
Separate statement report for the 3rd Q 2019	21

Audit Cont	Societate de Audit, Consultanță și Contabilitate Sibiu; str.Lector ; nr. 6A CUI RO15123389; J 32/25/2003; aut CAFR 321/2003 Tel: 0269-222446 ; Mobil: 0745-159770;
-----------------------	---

REPORT

*ON THE REVIEW OF ACCOUNTING REPORTS AT SEPTEMBER 30, 2019 OF **COMPA S.A. SIBIU***

We have reviewed COMPA's accounting reports, drawn up on the 30st of September 2019, which comprise the consolidated statement of financial position as at September 30st 2019, and the consolidated statement of comprehensive income, consolidated statement of changes in equity and consolidated statement of cash flows for the year then ended, and notes to the consolidated financial statements, including a summary of significant accounting policies prepared in accordance with International Financial Reporting Standards (IFRSs) as adopted by the European Union and the Ministry of Public Finance.

Management is responsible for the preparation and fair presentation of these financial reports in accordance with International Financial Reporting Standards (IFRSs) as adopted by the European Union and the Ministry of Public Finance Order no. 2844/2016 approving the accounting regulations compliant with the International Financial Reporting Standards, applicable to companies whose securities are admitted to trading on a regulated market.

Our responsibility is to issue a conclusion over these financial reports prepared by S.C. "COMPA" S.A. Sibiu on the basis of the revision.

The financial reports comprise only part of the reporting components stipulated by the International Standards for Financial Reporting and do not represent a complete set of financial situations at 30st of September 2019.

Following the verifications performed on the basis of the obtained evidences, nothing caught our attention in the sense of making us believe that the accounting reports prepared by the company do not present fairly, in all material respects, the company's financial position and the outcome of its activities on the 30st of September 2019, for the quarter that ended at that date, in accordance with International Standards for Financial Reporting adopted by EU.

This auditor's report is addressed solely to the company's shareholder as a whole. This report was drawn up exclusively in order to submit the company's accounting reports afferent to the period that ended on the 30st of September 2019 at the Financial Supervision Authority, and can only be used for this purpose.

On behalf of

AuditCont SRL

Registered with the Chamber of Financial
Auditors in Romania with no. 321/2003

Daniela Benga

Registered with the Chamber of Financial Auditors in
Romania with no. 1169/2001

Sibiu, Romania:

12th November 2019

COMPA S.A. Sibiu
The separate statement of financial position for 3rd Q 2019
(All amounts are expressed in RON, unless otherwise specified)

	Note	September 30, 2019	December 31, 2018
ASSETS			
FIXED ASSETS:			
Tangible assets	4.1	372.469.391	338.291.016
Real estate Investment	4.2	42.140.475	42.131.314
Intangible assets	5	7.024.338	3.534.152
Other receivables (grants and transactions related to joint operations)	6	298.897	668.703
Other receivables	7	117.439	117.948
Financial investments	20	1.768.450	1.768.450
Deferred tax asset	10	1.373.878	1.711.713
FIXED ASSETS - TOTAL		425.192.868	388.223.296
CURRENT ASSET:			
Inventories	8	121.917.018	111.483.670
Trade and other receivables	6	184.359.683	163.407.639
Other receivables (grants and settlement of ventures operations)	6	2.794.269	10.550.680
Cash and cash equivalents	9	367.896	1.065.470
CURRENT ASSETS - TOTAL		309.438.865	286.507.459
TOTAL ASSETS		734.631.733	674.730.755
EQUITY:			
Share capital	11	21.882.104	21.882.104
Reserves	11	329.488.798	312.989.470
Reserve adjustment	11	23.122.057	23.122.057
Retained earnings of which:	11	94.883.758	82.159.291
Retained earnings derived from the first-time adoption of IAS 29	11	-648.352	-648.352
TOTAL SHAREHOLDERS' EQUITY		469.376.717	440.152.922
LIABILITIES			
LONG TERM DEBT			
Financial debts	12	104.543.105	60.199.570
Other long-term debts	13	0	24.454
Deferred revenues (deferred income, grants)	13	29.786.468	32.224.372
Provisions	14	135.645	135.645
TOTAL LONG TERM DEBT		134.465.218	92.584.041

COMPA S.A. Sibiu
The separate statement of financial position for 3rd Q 2019
 (All amounts are expressed in RON, unless otherwise specified)

	Note	September 30, 2019	December 31, 2018
CURRENT LIABILITIES			
Financial liabilities	13	110.075.935	121.152.268
Liabilities from contracts with customers	13	1.748.425	3.515.725
Trade and other payables	13	13.664.806	11.990.548
Other liabilities	13	77.956	25.201
Deferred revenues (deferred income, grants)	13	5.222.676	5.310.051
TOTAL CURRENT LIABILITIES		130.789.799	141.993.792
TOTAL LIABILITIES		265.255.017	234.577.833
TOTAL EQUITY AND LIABILITIES		734.631.733	674.730.755

CEO,
Ioan DEAC

CFO,
Ioan MICLEA

COMPA S.A. Sibiu
The separate statement of comprehensive income for 3rd Q 2019
(all amounts are expressed in RON, unless otherwise specified)

	Note	September 30, 2019	September 30, 2018
Revenues	15	588.472.252	572.367.472
Other revenues	15	10.010.108	5.645.723
TOTAL REVENUES		598.482.360	578.013.195
Changes in inventories of finished goods and work in progress	16	4.053.816	984.918
Raw materials and consumables	16	-381.447.563	-371.092.746
Employee benefit expense	18	-116.935.460	-104.385.530
Depreciation and amortization expense	18	-34.004.530	-29.355.359
Third parties services	4.1; 4.2 5;16	-29.813.010	-30.337.587
Other expenses	16	-7.933.248	-5.593.731
TOTAL EXPENSES		-566.079.994	-539.780.036
Operating Results		32.402.366	38.233.159
Financial income	18	1.966	1.202
Financial expenses (expenditures)	18	-613.717	-333.591
Other financial returns / losses	18	-1.646.503	-1.106.441
Net financing costs		-2.258.254	-1.438.829
Profit before income tax		30.144.112	36.794.330
(Expenses) / Income from deferred tax	10	-519.032	-595.474
Expense with current tax	10	-582.482	-3.214.879
Net profit for the period		29.042.598	32.983.977
Other comprehensive income:			
of which, other comprehensive income will be reclassified subsequently not in profit or loss			
income tax relating to other comprehensive income	10	181.197	1.148.491
Other incomes of global result, net of tax		181.197	1.148.491
Total global result of the year		29.223.795	34.132.468
Unbound basic result per share / diluted	19	0,13	0,15

CEO,
Ioan DEAC

CFO,
Ioan MICLEA

COMPA S.A. Sibiu
Separate statement regarding the changes in equity capital for the 3rd Q 2019
(all amounts are expressed in **RON**, unless otherwise specified)

Equity capital item	Registered Capital	Capital adjustments	Legal reserves	Legal reserves adjustments	Reassessment reserves	Other reserves	Adjustments Other reserves	Retained earnings	Total
Balance at 01.01.2018	21.882.104	0	4.376.421	22.679.066	82.062.778	186.985.233	442.991	85.047.753	403.476.346
Net profit for the period								35.428.575	35.428.575
Other elements of the comprehensive income, of which:	0	0	0	0	-275.492	1.233.650	0	0	958.158
Transfer of reserves to result					-275.492				-275.492
Income tax related to other comprehensive income						1.233.650			1.233.650
Transactions with shareholders recorded directly in equity, of which:	0	0	0	0	0	38.606.880	0	-38.317.037	289.843
Transfer of reserves to result								275.492	275.492
Retained earnings to reserves		0				38.606.880		-38.606.880	0
Balance at 31.12.2018	21.882.104	0	4.376.421	22.679.066	81.787.286	226.825.763	442.991	82.159.291	440.152.922

Equity capital item	Registered Capital	Capital adjustments	Legal reserves	Legal reserves adjustments	Reassessment reserves	Other reserves	Adjustments Other reserves	Retained earnings	Total
Balance at 01.01.2019	21.882.104	0	4.376.421	22.679.066	81.787.286	226.825.763	442.991	82.159.291	440.152.922
Net profit for the period								29.042.598	29.042.598
Other elements of the comprehensive income, of which:	0	0	0	0	0	181.197	0	0	181.197
Transfer of reserves to result					0				0
Income tax related to other comprehensive income						181.197			181.197
Balance at 30.09.2019	21.882.104	0	4.376.421	22.679.066	81.787.286	227.006.960	442.991	111.201.889	469.376.717

CEO,
Ioan DEAC

CFO,
Ioan MICLEA

1. GENERAL INFORMATION

COMP A is a Joint Stock Company, based in Sibiu, No.8, Henri Coandă Street, Postal code 550234, Sibiu county.

1.1. Field of activity

The main activity according to CAEN is 2932 – Manufacturing of other parts and accessories for motor vehicles and motor vehicle engines.

1.2. Ownership of company

The company is listed on the stock market shares are traded on the Bucharest Stock Exchange in the Standard category, under symbol CMP.

1.3. The company's evolution

By the Government decision nr.1296/13.12.1990 the company became COMP A, originating from *Întreprinderea de Piese Auto Sibiu (I.P.A.Sibiu)*.

I.P.A. Sibiu was established in 1969 through the merger of two units: *Elastic Plant* and *Automecanica Plant*.

Since 1991, COMP A was organized in factories workshops, established for product families as cost centers, which in time became profit centers in order to decentralize and facilitate the establishment of joint ventures.

2. BASIS OF PREPARATION

Declaration of Conformity

The individual financial statements have been prepared in accordance with International Financial Reporting Standards adopted by the European Union ("EU"). These financial statements are the first financial statements prepared in accordance with International Financial Reporting Standards. The Group adopted IFRS reporting from the financial statements of 2012.

The financial statements presented in Romanian **RON**, rounded to the nearest value, which is the functional currency of the company.

3. SIGNIFICANT ACCOUNTING POLICIES

The individual financial statements have been prepared in accordance with International Financial Reporting Standards adopted by the European Union ("EU")

Important accounting policies applied by the company are presented in the **financial statements closed on December 31, 2018** and have not suffered changes during the interim report.

COMPA S.A. Sibiu
Explanatory notes to the separate interim financial report for the 3rd Q 2019
 (All amounts are expressed in RON (lei), unless otherwise stated)

4.1. TANGIBLE ASSETS

Evolution of tangible assets from 1th of January 2019 to 30th of September 2019 is the following:

Explanations	Land	Buildings	Equipment and motor vehicles	Other tangible assets	Tangible assets in progress	Total
Inventory value						
January 1, 2019	43.509.161	98.050.369	520.151.129	1.244.091	17.498.581	680.453.331
Inputs 2019		1.836.877	45.660.905	435.741	68.098.264	13.102.373
Outputs 2019		-1.775.565	0		-46.107.887	-6.871.392
September 30, 2019	43.509.161	98.111.681	565.812.034	1.679.832	39.488.958	748.601.666
Depreciation, amortization						
January 1, 2019		13.250.864	327.877.722	1.033.729	0	342.162.315
Costs 2019	0	4.316.047	29.849.283	43.786	0	9.649.937
Depreciation, amortization related outputs 2019	0	-239156	0	0	0	0
September 30, 2019	0	17.327.755	357.727.005	1.077.515	0	376.132.275
Remaining value						
January 1, 2019						338.291.016
September 30, 2019						372.469.391

Tangible assets representing "*Tangible assets in progress*" are valued at historical cost. The Company chose to assess its tangible assets like land and buildings at fair value. Within the hierarchy of fair value, the company's buildings and land were revalued at their fair value, categorized-level 2.

The valuation technique used in fair value measurements of level 2 is the method of comparing prices. Comparable prices for nearby buildings and constructions are adjusted for specific characteristics such as size of property, etc. The most important input for this valuation method is the price per square meter. There were no transfers among the level at which valuations are classified at fair value throughout the year 2019. Depreciation of tangible assets is calculated using the linear method.

On September 30, 2019 the mortgaged tangible assets for the contracted loans amount to a net book value of 37.929.238 RON and the guarantees consisting of technological equipment amounted to a net book value of 38.120.213 RON.

4.2. REAL ESTATE INVESTMENTS

The evolution of real estate investments from January 1, 2019 to September 30, 2019 is as follows:

Explanations	Real estate investments	Real estate investments in progress	Total
Balance at January 1, 2019	33.204.833	8.926.481	42.131.314
Inputs 2019	0	9.161	9.161
Outputs 2019	0		0
Balance at September 30, 2019	33.204.833	8.935.642	42.140.475

Real estate investments are evaluated at a fair value. A gain or loss generated by a change in the fair value of property investments is acknowledged in the profit or loss statements for the period in which it accounted.

COMPA S.A. Sibiu
Explanatory notes to the separate interim financial report for the 3rd Q 2019
 (All amounts are expressed in RON (lei), unless otherwise stated)

Current assets "investment properties in progress" are valued at historical cost.

5. INTANGIBLE ASSETS

Intangible assets held by the Company are represented by software, software licenses and intangible assets in progress.

Their evolution was as follows:

<i>Explanations</i>	R & D expenses	Software and software licenses	Total
Cost			
January 1, 2019	559.383	10.420.320	10.979.703
Inputs 2019	3.557.033	448.393	4.005.426
September 30, 2019	4.116.416	10.868.713	14.985.129
Depreciation, amortization	0	7.445.551	7.445.551
January 1, 2019		515.240	515.240
Expenses 2019	0	7.960.791	7.960.791
September 30, 2018			
Remaining value			3.534.152
January 1, 2019			7.024.338
September 30, 2019	559.383	10.420.320	10.979.703

In May 2018 the Company concluded a Financing Contract with the Ministry of European Funds and the Ministry of Research and Innovation, with the following subject "Developing COMPA S.A.'s research department and achieving innovative results in the automotive industry".

The total value of this contract is 26.614.121.45 RON, out of which 9.230.986,36 RON non-reimbursable. The implementation period of the project is 15 months from the date of signing the contract. The Company capitalizes R & D costs due to the fact that the criteria for recognizing them as an element of intangible asset are met, namely:

- it is likely that the future economic benefits expected to be attributable to the asset are attributable to the Company; and
- the cost of asset can be evaluated as safe.

6. TRADE RECEIVABLES AND OTHER RECEIVABLES

The situation of trade receivables and other receivables held by the Company is as follows:

Explanations	September 30, 2019			December 31, 2018		
	Total, of which	Long term	Short term	Total, of which	Long term	Short term
Trade receivables	149.575.354	0	149.575.354	145.948.592	0	145.948.592
Adjustments for depreciation of trade receivables	-986.943	0	-986.943	-1.165.933	0	-1.165.933
Advanced payments to suppliers	28.901.163	0	28.901.163	11.605.639	0	11.605.639
Staff-related debts	25.203	0	25.203	6.385	0	6.385
Debts related to state and local budgets	5.773.352	0	5.773.352	5.523.004	0	5.523.004

COMPA S.A. Sibiu
Explanatory notes to the separate interim financial report for the 3rd Q 2019
 (All amounts are expressed in RON (lei), unless otherwise stated)

Explanations	September 30, 2019			December 31, 2018		
	Total, of which	Long term	Short term	Total, of which	Long term	Short term
Various debtors	421.661	0	421.661	1.182.372	0	1.182.372
Provisions for debtors depreciation	-1.611	0	-1.611	-301.611	0	-301.611
Accruals and prepaid expenses	651.504	0	651.504	609.190	0	609.190
Grants receivable (European funds projects)	3.093.166	298.897	2.794.269	11.219.383	668.703	10.550.680
Total receivables	187.452.849	298.897	187.153.952	174.627.021	668.703	173.958.318

Claims in foreign currencies are valued in RON at the BNR exchange rate from September 30, 2019.

The evolution of adjustments for impairment in the first 9 months of the year 2019 is as follows:

Balance at December 31, 2019	1.467.544
Adjustments in 3 rd Q 2019	496.074
Reversed Adjustment in 3 rd Q 2019	-975.064
Balance at September 30, 2019	988.554

The company's policies in the commercial department require registration of impairment adjustments for receivables exceeding 360 days and for receivables which hint an uncertainty factor. Exceptions are receivables registered at partners to which the company is in debt, debts within approximately same time periods as the unearned claims.

7. OTHER RECEIVABLES

The situation of other receivables of the Company is as follows:

Explanations	September 30, 2019			December 31, 2018		
	Total, of which	Long term	Short term	Total, of which	Long term	Short term
Custom home warranty	103.000	103.000	0	103.000	103.000	0
Other guarantees	14.439	14.439	0	14.948	14.948	0
Total other assets	117.439	117.439	0	117.948	117.948	0

8. STOCKS

Structure of stocks owned by the Company is presented in the table below:

Explanations	September 30, 2019	December 31, 2018
Raw materials	48.411.068	41.632.250
Impairment of raw materials	-305.984	-307.651
Packaging materials	22.323.116	22.546.434
Impairment of materials and packaging	-84.287	-84.302
Semi-finished parts and production in progress	42.742.141	36.966.386
Finished goods and merchandise	9.000.417	10.900.006

COMPA S.A. Sibiu
Explanatory notes to the separate interim financial report for the 3rd Q 2019
(All amounts are expressed in RON (lei), unless otherwise stated)

Explanations	September 30, 2019	December 31, 2018
Impairment of finished products and goods	-169.453	-169.453
Total stocks	121.917.018	111.483.670

Adjustments evolution for impairment of inventories in the first 9 months of 2019 is as follows:

Balance at December 31, 2018	561.406
Reversed adjustments 2019	0
Adjustments established 2019	-1.682
Balance at September 30, 2019	559.724

9. CASH AND CASH EQUIVALENTS

Available cash and cash equivalents are as follows:

Explanations	September 30, 2019	December 31, 2018
Bank accounts in RON	235.117	645.342
Currency accounts	111.691	410.392
Cash equivalents	3.637	347
Petty cash	17.451	9.389
Total Cash and equivalents	367.896	1.065.470

The Company owns domestic and foreign currency accounts at the following banks: BRD Group Societe Generale, BCR, RBS Bank, ING Bank, Treasury.

10. PROFIT TAX

Tax for current Company profit, is determined based on the statutory profit and adjusted for non-deductible expenses and non-taxable income at a rate of 16%.

Explanations	September 30, 2019	September 30, 2018
Gross profit	30.144.112	36.794.330
Non-taxable income	-6.244.312	-6.957.552
Non-deductible expenses	7.892.974	9.353.701
Other deductions - fiscal amortization	-292.594	-2.242.105
Fiscal profit	31.500.180	36.948.374
Income tax	5.040.029	5.911.740
Sponsorships	-145.620	-152.318
Tax exemption on the income for reinvested profit	-4.311.927	-2.544.543
Total current income tax expense	582.482	3.214.879
Effective percent of the tax on profit	1,93	8,74

In 2019, the company applied for the current profit tax calculation on tax exemption of the reinvested profit in technological equipment, according to GEO no. 19/2014. Company management expects to retain its corporate assets for a period of at least five years for the acquired technological equipments under which the facility was calculated, as well as, it expects that the reserve established as a result of the facility, will not be used/distributed under any form.

COMPA S.A. Sibiu
Explanatory notes to the separate interim financial report for the 3rd Q 2019
(All amounts are expressed in RON (lei), unless otherwise stated)

The evolution of deferred income taxes in the period January 01, 2019 – September 30, 2019 is presented in the table below:

Deferred tax at January 1, 2019	-1.711.713
Deferred tax through the profit and loss account in 2019	519.032
Deferred tax recognized through other elements of the year 2019 global result, of which:	
Deferred tax from assets revaluation	-181.197
Deferred tax at September 30, 2019	-1.373.878

Significant components of the deferred income tax included in the financial reports as of September 30, 2019 and of September 30, 2018, at a rate of 16%, are as follows:

Explanations	September 30, 2019		September 30, 2018	
	Temporary accumulated differences	Deferred income tax debt	Temporary accumulated differences	Deferred income tax debt
Revaluation reserves and other reserves	-5.362.364	-857.978	-4.119.640	-659.142
Debts and other temporary differences	-3.224.373	-515.900	-4.311.378	-689.822
TOTAL	-8.586.737	-1.373.878	-8.431.018	-1.348.965

The company takes into account deferred tax receivables as an estimation of future taxable profit could be used with these receivables.

11. EQUITY

Shareholder structure on September 30, 2019 is as follows:

Explanations	No. of shares	% of Total capital
Individuals entities (Romanian or other nationality)	145,081,262	66.30
Legal entities (Romanian or other nationality)	73,739,776	33.70
Total number of shares	218,821,038	100.00

The company's shares have a nominal value of 0,1 RON /share, the share capital value being of 21.882.104 RON. Since June 1997, the company's shares are traded on the Bucharest Stock Exchange and is currently quoted in the Standard category.

The equity of the company include the following:

Explanations	September 30, 2019	December 31, 2018
Subscribed and paid capital	21.882.104	21.882.104
Revaluation reserves	81.787.286	81.787.286
Legal reserves	4.376.421	4.376.421
Adjustment of legal reserves	22.679.066	22.679.066
Other reserves	249.100.439	232.782.308
Adjustment of other reserves	442.991	442.991
Current and deferred income tax recognized in the equity account	-5.775.347	-5.956.545

COMPA S.A. Sibiu
Explanatory notes to the separate interim financial report for the 3rd Q 2019
(All amounts are expressed in RON (lei), unless otherwise stated)

Explanations	September 30, 2019	December 31, 2018
Retained earnings represent revaluation reserve surplus	57.759.136	57.759.136
Retained earnings from the first adoption of IAS, less IAS 29	29.144	29.144
Retained earnings	0	0
Retained earnings from switching to IFRS, less IAS 29	8.611.538	8.611.538
Result earnings from changes in accounting policies	89.693	89.693
Retained earnings from correction of accounting errors	0	-1.114.096
Retained earnings due to the adoption of IAS 29 for the first time	-648.352	-648.352
Current year profit	29.042.598	35.428.575
Distribution of profit	0	-17.996.347
Total equity	469.376.717	440.152.922

12. FINANCIAL LIABILITIES

Long term and short term financial liabilities expressed in EUR are as follows:

Currency (EUR)		September 30, 2019			December 31, 2018		
Credit institution	Loan type	Total, of which:	Long term (< 5 years)	Short term	Total, of which:	Long term (< 5 years)	Short term
BRD Group Societe Generale România	Credit line for manufacturing	8.944.093	8.944.093	0	5.713.163	5.713.163	0
ING Bank-Sibiu	Credit line for manufacturing	6.973.709	6.973.709	0	7.194.397	7.194.397	0
BRD Group Societe Generale România	Investment credit	2.586.177	2.586.177	0	0	0	0
ING Bank-Sibiu	Investment credit	3.500.000	3.500.000	0	0	0	0
Total financial liabilities		22.003.979	22.003.979	0	12.907.560	12.907.560	0

Long term and short term financial liabilities denoted in RON are as follows:

Currency (RON)		September 30, 2019			31.12.2018		
Credit institution	Loan type	Total, of which:	Long term (< 5 years)	Short term	Total, of which:	Long term (< 5 years)	Short term
BRD Group Societe Generale România	Credit line for manufacturing	42.494.281	42.494.281	0	26.645.622	26.645.622	0
Ing Bank Sibiu	Credit line for manufacturing	33.132.791	33.132.791	0	33.553.948	33.553.948	0
BRD Group Societe Generale România	Investment credit	12.287.183	12.287.183	0	0	0	0
ING Bank-Sibiu	Investment credit	16.628.850	16.628.850	0	0	0	0

COMPA S.A. Sibiu
Explanatory notes to the separate interim financial report for the 3rd Q 2019

(All amounts are expressed in RON (lei), unless otherwise stated)

Currency (RON)		September 30, 2019			31.12.2018		
Credit institution	Loan type	Total, of which:	Long term (< 5 years)	Short term	Total, of which:	Long term (< 5 years)	Short term
Total financial liabilities		104.543.105	104.543.105	0	60.199.570	60.199.570	0

The Company has filed guarantees for contracting loans. Tangible assets mortgaged in favor of credit institutions on September 30, 2019 are amounting to a total of 37.929.238 RON and guarantees consisting of technological equipment are amounting to a net book value of 38.120.213 RON.

These include land, buildings and equipment. Also, in order to guarantee the committed loans, there were also concluded "security guarantees on receivables", proportional to the value of the exposure to the financing banks.

The interest margin of loans to banking institutions varies between:

- Euribor 1 month + 1% per year
- Euribor 1 month + 1.55% per year
- Robor at 3 months + 1% per year

Foreign currency liabilities are valued in RON (lei) at the exchange rate of BNR on September 30th, 2019.

The evolution of indebtedness of the company is as follows:

Explanations	September 30, 2019	December 31, 2018
Total Debt	265.255.017	200.496.778
Cash and cash equivalents	367.896	707.575
Net Debt	264.887.121	199.789.203
Equity	469.376.717	438.484.779
Level of indebtedness	0,56	0,46

The company proposed not to exceed the threshold of 0,99.

13. COMMERCIAL LIABILITIES AND OTHER PAYABLES

The commercial debts and other liabilities are as follows:

Explanations	September 30, 2019			December 31, 2018		
	Total, of which	Long term	Short term	Total, of which	Long term	Short term
Suppliers	110.039.094	0	110.039.094	121.024.385	0	121.024.385
Advanced payments received from customers	36.841	0	36.841	127.883	0	127.883
Debts from contracts with clients	1.748.425	0	1.748.425	3.515.725	0	3.515.725
Staff-related debts	8.086.243	0	8.086.243	5.546.173	0	5.546.173
The debts to the general consolidated budget of the state and the local budget	5.147.822	0	5.147.822	6.240.505	0	6.240.505

COMPA S.A. Sibiu
Explanatory notes to the separate interim financial report for the 3rd Q 2019
 (All amounts are expressed in RON (lei), unless otherwise stated)

Explanations	September 30, 2019			December 31, 2018		
	Total, of which	Long term	Short term	Total, of which	Long term	Short term
Current income tax liabilities	430.741	0	430.741	228.323	24.454	203.869
Various creditors	1.634.050	206.922	1.427.128	1.244.370	414.790	829.580
Investment subsidies from POCU and POC contracts	33.311.175	29.515.627	3.795.548	36.266.340	31.785.869	4.480.471
Inventory excess of property nature	63.919	63.919	0	23.713	23.713	0
TOTAL Commercial liabilities and other payables	160.576.266	29.786.468	130.789.798	174.242.618	32.248.826	141.993.792

Foreign currency liabilities are valued in RON at the official exchange rate of the NBR as of September 30, 2019.

14. PROVISIONS

Provisions situation as of September 30, 2019 is shown below:

Explanations	September 30, 2019			December 31, 2018		
	Total, of which	Long term	Short term	Total, of which	Long term	Short term
Provisions for guarantees granted to customers	26.945	26.945	0	26.945	26.945	0
Provisions for employee benefits	108.700	108.700	0	108.700	108.700	0
Balance on 30.09.2019	135.645	135.645	0	135.645	135.645	0

During the first 9 months of year 2019 the company did not provide additional provisions for the guarantees granted to the employees' benefits, considering that no changes were made to the situation existing on December 31, 2018.

15. INCOME

The company's income structure is as follows:

Explanations	September 30, 2019	September 30, 2018
Total Turnover, of which:	588.472.252	572.367.472
Revenues from sales of finished products	583.011.781	567.232.831
Revenues from provision of services	3.572.780	3.495.140
Revenues from sale of goods	523.207	999.861
Revenues from other activities (rents, sale of materials, scrap, semi-finished products, packaging)	772.577	427.519
Revenues from associated subsidiaries (EU funds projects)	591.907	212.121
Other operating revenues	10.010.108	5.645.723
Total - Operating income	598.482.360	578.013.195

COMPA S.A. Sibiu
Explanatory notes to the separate interim financial report for the 3rd Q 2019
(All amounts are expressed in RON (lei), unless otherwise stated)

Other operating revenues consist of:

Explanations	September 30, 2019	September 30, 2018
Revenues from production assets	6.756.329	2.716.991
Revenues from investment grants (projects and partner contract projects AMPOSDRU and AMPOSCEE)	3.223.536	2.748.072
Other operating revenues	30.243	180.660
TOTAL Other operating income	10.010.108	5.645.723

Segment of activity

The Board of Directors regularly evaluates the Company's activity in order to identify the activity segments that need separate reporting.

The Company is based in Romania. All its revenues belong to its home country.

The fixed assets, other than financial instruments, receivables concerning the deferred tax, receivables concerning post-hire benefits and other rights resulted from endurances contracts are based in Romania. The company holds no such assets outside the home country. All revenue belongs to the activities done in Romania.

16. EXPENSES

Operating expenses made within the first nine months of 2019 and 2018 are presented in the following table:

Explanations	September 30, 2019	September 30, 2018
Material expenditures	360.389.241	353.394.506
Stock differences	-4.053.816	-984.918
Energy and water expenses	21.058.322	17.698.241
Employee benefits expenditures, of which:	116.935.460	104.385.530
Salaries and compensations	114.312.128	102.201.073
Insurance and social protection expenses	2.623.332	2.184.457
Asset value adjustments	34.485.202	29.810.908
Current asset value adjustments	-480.672	-184.866
Provisions adjustments	0	-270.683
Third party expenditures	29.813.010	30.337.587
Other tax expenditures, taxes and similar payments	3.725.574	2.340.412
Other operating expenses	4.207.674	3.253.319
TOTAL Operating expenses	566.079.995	539.780.036

17. EMPLOYEE BENEFITS EXPENSES

Employee benefits expenses include salaries, compensations and social security contributions. Short term benefits are recognized as expenditures as the services are rendered.

COMPA S.A. Sibiu
Explanatory notes to the separate interim financial report for the 3rd Q 2019
(All amounts are expressed in RON (lei), unless otherwise stated)

Explanations	September 30, 2019	September 30, 2018
Salaries and compensations	114.312.128	102.201.073
Insurance and social protection expenses	2.623.332	2.184.457
TOTAL	116.935.460	104.385.530

18. FINANCIAL LOSSES (GAINS)

The financial losses (gains) structure is shown below:

Explanations	September 30, 2019	September 30, 2018
Gains from foreign exchange differences relating to monetary items denominated in foreign currency	-1.484.334	-953.151
Losses from interest rates	-611.751	-332.388
Other financial gains	-162.169	-153.290
TOTAL Losses / Gains	-2.258.254	-1.438.829

19. EARNINGS PER SHARE

The earnings per share for the Q3 of 2019 and 2018 is summarized as follows:

Explanations	September 30, 2019	September 30, 2018
No. of shares at the beginning of the year	218.821.038	218.821.038
Shares issued during the year	0	0
No. of shares at the end of the year	218.821.038	218.821.038
Net profit	29.042.598	32.983.977
Earnings per share (in RON per share) basic / diluted	0,13	0,15

20. FINANCIAL INVESTMENTS

The company's financial investments represent shares owned at affiliated entities. Securities held are carried at cost and include the following:

Company that holds the securities	Social headquarters	% of share capital	Securities Value	Main activity (according to CAEN)
COMPA IT S.R.L.	Sibiu, No.8, Henri Coandă Str., Sibiu County	100.00	200,000	6201 "Activities of achieving custom software"
TRANS CAS S.R.L.	Sibiu, No.12, Henri Coandă Str., Sibiu County	99.00	1,498,450	4941 "Freight transport by road"
RECASERV S.R.L.	Sibiu, No.51, Henri Coandă Str., Sibiu County	70.00	70,000	5629 "Other types of activities"
TOTAL			1,768,450	

Entities affiliated with the company were formed in time, due to the need of outsourcing some COMPA S.A. specific activities like: software design, domestic and international auto transport, catering, etc.. The outsourcing accomplished to streamline these activities and to benefit from some state-offered facilities for specific activities (IT activities, transport licenses etc).

COMPA S.A. Sibiu
Explanatory notes to the separate interim financial report for the 3rd Q 2019
 (All amounts are expressed in RON (lei), unless otherwise stated)

Most contracts and transactions with these entities represent COMPA (holder of special and specific installations) sourcing utilities like: electricity, heat, water, telephone services, compressed air, rental of premises and equipment necessary to conduct business, as well as contracts for the supply of goods and services.

On the other hand, these affiliated entities provide COMPA with the goods and services they produce and for which outsourcing was imposed. Relationships were conducted on free market commercial terms, the price of which is agreed upon by negotiation, falling in the prevailing market levels.

Transactions in the first 9 months of 2019 and 2018 with the companies in which COMPA holds stakes were as follows (amounts include VAT):

Explanations	September 30, 2019		September 30, 2018	
	Purchases of goods and services	Sales of goods and services	Purchases of goods and services	Sales of goods and services
TRANSCAS S.R.L.	13.965.579	295.361	14.571.450	168.554
COMPA-IT S.R.L.	2.233.630	32.138	1.678.495	14.929
RECASERV S.R.L.	1.217.268	47.629	1.162.830	41.999

Mutual debts and claims registered at September 30, 2019 and September 30, 2018 are:

Claims receivable by COMPA S.A. from:

Explanations	September 30, 2019	September 30, 2018
TRANS CAS S.R.L.	27.240	28.337
COMPA-IT S.R.L.	13.541	20.220
RECASERV S.R.L.	10.021	13.300

Debts paid by COMPA Company S.A. to:

Explanations	September 30, 2019	September 30, 2018
TRANS CAS S.R.L.	2.580.561	2.465.412
Compa IT S.R.L.	896.243	768.687
RECASERV S.R.L.	247.387	323.757

Outstanding balances are not guaranteed and do not bear interest. No guarantees have been constituted and no guarantees have been received for debts or liabilities of involved parties.

Company Management:

List of company directors (Board of Directors):

NAME AND SURNAME	QUALIFICATION	POSITION
DEAC Ioan	Engineer	Chairman & CEO
MICLEA Ioan	Economist	Board member & CFO
MAXIM Mircea Florin	Engineer	Board member
BALTEȘ Nicolae	Economist	Board member / Chairman of Audit Committee
VELȚAN Ilie-Marius	Economist	Board member / Member of Audit Committee

COMPA S.A. Sibiu
Explanatory notes to the separate interim financial report for the 3rd Q 2019
 (All amounts are expressed in RON (lei), unless otherwise stated)

List of company executive members:

NAME AND SURNAME	POSITION
DEAC Ioan	CEO
MICLEA Ioan	CFO
FIRIZA Ioan	Organizational Management & HR Director
BĂIAȘU Dan-Nicolae	Commercial Director
ACU Florin-Ștefan	Technical Director
MUNTENAȘ Bogdan-Vasile	Logistics Director
ȚUICU Liviu-Laurențiu	Quality & Environment Director
HERBAN Dorin-Adrian	Systems Management & Continuous Improvement Director
ȚUȚUREA Mihai	Production Director
FIRIZA Sorin Ioan	Deputy Production Director
MORARIU Mircea	Deputy Production Director
DRAGOMIR Marius-C-tin	Chief Engineer

Transactions with the company's executive members are limited to wages and allowances.

Explanations	September 30, 2019	September 30, 2018
Wages and allowances granted to the Board of Directors and executive management members	4.710.733	4.831.749

21. BENEFITS EMPLOYED

The company makes payments to the Romanian retirement funds, to the health insurance system and to the unemployment fund on behalf of its employees. All the Company's employees are members of the Retirement State System and have the legal obligation to contribute thorough the social security contributions to it.

All contributions are reflected in the financial result of the period in which they are incurred.

As per the Collective Labor Contract, the Company is obliged to offer benefits to its employees if the contract is stopped from reasons which are independent to its employees. The benefits consist of 0.5 to 5 brut salaries depending on the duration of employment within the Company.

As per the Collective Labor Contract and according to legal regulations, the employees which reach the legal age for retirement are entitled to an amount equal to the average salary corresponding to their last occupied position within the Company, adjusted to duration of employment within the Company.

22. EVENTS SUBSEQUENT TO THE DATE OF THIS REPORT

Management has not identified any subsequent events with significant impact on the financial position and income statement of COMP A S.A.

The General Meeting of Shareholders took place on 24.04.2019, and approved the financial situations concluded on December 31, 2018 and profit distribution from 2018.

CEO,
Ioan DEAC

CFO,
Ioan MICLEA

DECLARATION**in accordance with provisions of article 30 of the Accounting Law no.82 / 1991**

The separate financial statement is prepared on **30.09.2019** for:

Name of the issuing entity	COMPA S.A.
County	32 Sibiu
Registered office	Sibiu, No 8, Henri Coandă street, tel. +40269 237 878
Registration no. in the Trade Registry	J32/129/1991
Property form	34 Companies stock
Predominant activity (CAEN code and class name)	2932 - Manufacture of other parts and accessories for motor vehicles
VAT no	RO 788767

Ioan MICLEA undersigned,

According to Art.10 (1) of the accounting Law no.82 / 1991, having the position of CFO undertakes the responsibility for elaborating the financial reporting statement at 3rd Q 2019 and confirms the following:

- a. Separate statements for 3rd Q 2019 are prepared in accordance with International Financial Reporting Standards as adopted by the European Union;
- b. The accounting policies used in preparing the 3rd Q 2019 are in accordance with the applicable accounting regulations;
- c. The company operates in terms of continuity.

CFO,
Ioan MICLEA

3rd Q
2019

QUARTERLY REPORT COMPA S.A. SIBIU

3rd Q – 2019

QUARTERLY REPORT

According to FSA Regulation no. 5/2018 (Annex 13) regarding issuers and operations with securities

Date of report	September 30, 2019
Company	COMPA S.A.
Social headquarters	Sibiu, No. 8, Henri Coandă Street, Postal code 550234, Sibiu county
Phone number	+40 269 237 878
Fax number	+40 269 212 204; +40 269 237 770
VAT	RO 788767
Registration number in the Trade Registry	J 32/129/1991
European Unique Identifier (EUID)	ROONRC.J 32/129/1991
Subscribed and paid share capital	21,882,103.8 RON
Value of share	0.10 RON
Regulated Market on which the issued securities are traded	Bucharest Stock Exchange, Standard Category, symbol CMP
LEI Code	315700EXV87GJDVUUA14

The shares are traded on the Bucharest Stock Exchange, Standard category symbol CMP

CONTENT

	Pag.
A. ECONOMIC AND FINANCIAL INDICATORS	24
B. OTHER INFORMATION	24
B.1. Presentation of important events that occurred during the relevant time period and the impact they have on the financial position of the issuer and its subsidiaries	24
B.2. General description of the financial position and performance of the issuer and its subsidiaries over the relevant time period.	25


A. ECONOMIC AND FINANCIAL INDICATORS


Analyzing the economic and financial activity of the company as a whole and the evolution of the indicators realized during the first nine months of 2019, we can say that despite the decrease of requests and orders from customers, especially in Q3, the results obtained by COMPA, including its affiliated companies are generally at the level of the budgetary provisions.


INDICATOR	CALCULATION METHOD	RESULT 3 rd Q, 2019
Current liquidity indicator ¹	Current assets / Current liabilities	2.37
Debt degree indicator ²	Borrowed capital / Equity x100	22.27
Turnover of debit customers ³	Average client balance / Turnover x90	67.8
Turnover of fixed assets ⁴	Turnover / Fixed assets	1.38

B. OTHER INFORMATION
B.1. Presentation of important events that occurred during the relevant time period and the impact they have on the financial position of the issuer and its subsidiaries

The main events of the Group during the first 9 months of 2018 are as follows:

-  Although the level of orders and contracts decreased compared to the previous year, especially in Q3, the level of turnover increased during the first 9 months of 2019, both for the parent company COMPA and for most of the affiliated companies, compared with the corresponding period of previous year;

Both the parent company COMPA and its affiliated companies have already reached a high level, so that the percentage growth of the turnover is not so high compared to the previous years.
-  The strong development of the industry in the Sibiu area, especially the multinational companies that own factories in Sibiu and the surrounding area, has generated an acute shortage of labor force, especially during the first 6 months of the year, a very high fluctuation of personell, including in the activity field of company COMPA.

In this context, investment funds have been allocated to increase the degree of robotization, especially welding.
-  The action for providing the necessary personnel, especially directly productive workers, was continued and even expanded over a radius of about 60 km impacting the costs with ensuring the necessary qualified personnel.

The construction of a new production hall was partially completed for the manufacture of components for petrol injection pumps. This production continues to increase in the future, to the detriment of those for Diesel engines that will have a downward trend.

¹ Guarantees to cover current liabilities from current assets. The recommended and accepted value is approximately 2.

² Expresses the effectiveness of credit risk management, revealing potential financing and liquidity problems, influencing the honoring commitments:

$$\text{Borrowed capital} = \text{Credits over 1 year}$$

$$\text{Employed capital} = \text{Borrowed capital} + \text{equity}$$

³ Expresses the effectiveness of the company in collecting its receivables, namely the number of days until the debtors pay their debt to the company

⁴ Expresses assets management effectiveness by examining the turnover generated by a certain amount of fixed assets.

The investment expenses, incurred at COMPA during the period between 01.01.2019 and 30.09.2019 amounted to 70.6 million lei, approx. 14.8 million euro.



The actions for implementing improvement projects for production processes initiated at COMPA, with an impact on cost reduction, so that these projects improve the manufacturing processes, the activity in general, constitute a permanent framework that ensures the increase of work performance of the employees, of profitability of production sectors in COMPA, despite the decrease of orders in the last period.

B.2. General description of the financial position and performance of the issuer and its subsidiaries over the relevant time period

a) Presentation of the Company's subsidiaries

Financial investments of the Company are shares held in affiliated entities.

Titles held are accounted for at cost and comprise the following:

Company that holds the securities	Social headquarters	% of share capital	Securities Value	Main activity (according to CAEN)
COMPA IT S.R.L.	Sibiu, No.8, Henri Coandă Str., Sibiu county	100.00	200,000	6201 "Activities of achieving custom software"
TRANS CAS S.R.L.	Sibiu, No.12, Henri Coandă Str., Sibiu County	99.00	1,498,450	4941 "Freight transport by road"
RECASERV S.R.L.	Sibiu, No.51, Henri Coandă Str., Sibiu County	70.00	70,000	5629 "Other types of activities"
TOTAL			1,768,450	

COMPA IT SRL Company

The purpose of establishing was design and implementation of an *Integrated Informational System* for the parent company complying with the existing international standards and ensuring the requirements imposed by the company's organization form on profit centers, as well as assurance of a computer network within the entire company COMPA.

By implementing the integrated system within the parent company, company Compa-IT ensures the operation of this system at high parameters elaborates reports and presents new features of the system in order to make the most of the opportunities this complex and competitive system can offer.

Social headquarters	Sibiu, No.8, Henri Coandă Streed, Sibiu County
Recording no. in the Trade Register	J32/17/2001,
Fiscal Code (VAT No)	CUI 13656016
The main activity	6201 "Activities of achieving custom software"
Share capital (RON)	200.000
Sole shareholder	COMPA S.A
Administrator	ACU Florin-Ștefan

TRANS CAS SRL Company

The company was intended for outsourcing the transport activity, initially existing within the company COMPA, with the purpose of extending and developing this distinctive activity from the profile of the company COMPA. Part of these vehicles is propriety of parent company COMPA SA, hired, and parts of them are propriety of company TRANSCAS SRL. TRANS CAS SRL currently holds a total of 60 vehicles, of which a significant share is represented by Mercedes tractor trailers, with payload capacity exceeding 20 tones dedicated for the transport of raw materials and finished products for both COMPA and for external customers.

An overwhelming share in the transports of company TRANS CAS is represented by international transport of goods, almost all over Europe.

Social headquarters	Sibiu, No.12, Henri Coandă Street Sibiu county
Recording in the Trade Register Office	J32/633/2002
Fiscal Code(VAT No)	CUI 14836511
The main activity object	4941 "Freight transport by road"
Share capital, of which:	1.500.000 lei
Shareholders: COMPA S.A. Sibiu	1.498.450 lei
MAXIM Mircea Florin and MIHĂILĂ Daniela	1.550 lei
Administrator	MAXIM Mircea Florin

RECASERV SRL Company

The purpose of establishing the company was outsourcing within the parent company (COMPA SA) of some activities different from the main business activities such as catering and canteen achieved by operating the canteens inside the company COMPA. By setting the company RECASERV SRL with activity field catering – there were provided conditions for developing this activity by adding secondary services (catering and cleaning services).

Social headquarters	Sibiu, 51 Henri Coandă Street Sibiu County
Recording no. in the Trade Register	J32/704/2004
Fiscal Code (VAT No)	CUI 164408228
The main activity	5629 "Other types of activities"
Share capital, of which:	100.000 lei
Shareholders: COMPA S.A. Sibiu	70%
BOROȘ Daniela (individual person)	30%
Administrator	BOROȘ Daniela

b). General description of the financial position and performance of the Company and its subsidiaries for the period: January 1 , 2019 - September 30, 2019

Below we present the main indicators related to the individual - unconsolidated situations of the entities:

COMP A SA parent company

Indicator name	UM	September 30, 2018	September 30, 2019	Degree of accomplishment %
Fixed assets	RON	373,943,549	425,192,868	113.71
Current assets	RON	265,038,009	309,438,865	116.75
Debts of less than one year	RON	131,833,300	130,789,799	99.21
Debts longer than one year	RON	68,663,478	134,465,218	195.83
Capital and reserves	RON	438,484,779	469,376,717	107.05
Turnover	RON	572,367,472	588,472,252	102.81
Gross profit	RON	36,794,330	30,144,112	81.93
Net profit	RON	32,983,977	29,042,598	88.05

COMP A-IT SRL – Subsidiary Company

Denumire indicator	UM	September 30, 2018	September 30, 2019	Degree of accomplishment %
Fixed assets	RON	72,195	52,813	73.15
Current assets	RON	805,607	933,500	115.88
Debts of less than one year	RON	211,670	221,805	104.79
Capital and reserves	RON	666,132	764,508	114.77
Turnover	RON	1,397,000	1,879,617	134.55
Gross profit	RON	57,196	57,912	101.25
Net profit	RON	47,002	47,624	101.32

TRANS-CAS SRL Subsidiary Company





Denumire indicator	UM	September 30, 2018	September 30, 2019	Degree of accomplishment %
Fixed assets	RON	2,656,522	2,328,672	87.66
Current assets	RON	6,130,369	5,991,746	97.74
Debts of less than one year	RON	2,828,943	2,269,239	80.22
Debts longer than one year	RON	811,128	597,514	73.66
Capital and reserves	RON	5,146,820	5,453,665	105.96
Turnover	RON	15,017,268	14,762,701	98.30
Gross profit	RON	228,835	166,574	72.79
Net profit	RON	193,429	140,119	72.44

RECASERV SRL- Subsidiary Company

Denumire indicator	UM	September 30, 2018	September 30, 2019	Degree of accomplishment %
Fixed assets	RON	145,717	130,193	89.35
Current assets	RON	584,847	638,329	109.14
Debts of less than one year	RON	189,395	170,376	89.96
Capital and reserves	RON	541,169	598,146	110.53
Turnover	RON	1,537,264	1,629,753	106.02
Gross profit	RON	81,135	66,390	81.83
Net profit	RON	65,699	50,078	76.22

From the analysis of the patrimony elements included in the separate balance sheet of the parent company, as well as of the affiliated companies within the Group, during the first 9 months of 2019, we can highlight very briefly the evolution of both the patrimony elements of the companies and the evolution of the indicators realized within the Profit and loss Account of these companies:

a) Regarding the evolution of the heritage elements (balance sheet) on 30.09.2019

-  Within the parent company COMPA, whose activity has a major impact on the activity of the Group in general, the assets of the company, both of the tangible assets that had a significant increase (110.1%) on 30.09.2019 as compared to the corresponding period of the previous year (30.09.2018) as an effect of the purchases made, respectively of the investments made by COMPA, especially in machines and equipment destined to ensure the necessary production capacities, but also of the intangible assets which registered an increase of 198.7%, in particular of research and development expenses.
-  Within the affiliated companies, the tangible fixed assets did not increase but on the contrary there was a decrease in their value on 30.09.2019, compared to the previous year, not having registered significant purchase of new machines and equipment, compared to the level of the registered outputs, as a result of their depreciation, during the reported period.
-  Current assets, at Group level, had a significant increase during this period, as follows:
 - 116.75% at the parent company COMPA, especially the advances paid to the suppliers of machines and equipment (classified in the category "Trade receivables and other receivables"), which increased on 30.09.2019 3.65 times, compared to their level as of September 30, 2018, as a result of the major investments made by COMPA in 2019 in machinery and equipment to which the suppliers request advance payments
-  The stocks of COMPA parent company at 30.09.2019 slightly increased as compared to the previous year as a result of the Increase in Turnover:
 - 115.88% at the affiliate company COMPA IT SRL, but the amount of the growth is small (127,913 lei)
 - 109.14% at the affiliated company RECASERV SRL.

At the affiliate company TRANSCAS SRL the balance of current assets decreased on 30.09.2019 as compared to 30.09.2018 (97.74%)

 Debts less than one year


For both the parent company COMPA and the affiliated companies TRANSCAS SRL and RECASERV SRL, the debts less than one year recorded on 30.09.2019 were lower than the level of these debts registered on 30.09.2018

An insignificant increase (10.135 lei) of the short-term debts was registered on 30.09.2019 as against 30.09.2018 at the affiliate company COMPA IT SRL.


 **Debts greater than one year**

There were registered mainly for the parent company COMPA SA (195.83%) and especially the financial debts, respectively the debts to the financing banks, due to loan commitments investment, knowing the investment program in the construction of buildings, given especially in the acquisition of new machines and equipment related to the new projects initiated in COMPA for medium and long term contracts concluded with the clients.

b) Regarding the main indicators of the Profit and Loss Account on 30.09.2019


 The turnover increased in the first 9 months of 2019 compared to the corresponding period of 2018 (the first 9 months of 2018) both in the parent company COMPA SA (102.81%) and in the affiliated companies COMPA IT (134.35 %) respectively RECASERV SRL (106.02%)

A decrease in the turnover for 9 months 2019 compared to the same period of the previous year was registered with the affiliate company TRANSCAS SRL (98.30%)

 The gross profit registered at the parent company COMPA of 81.83% in the first 9 months of 2019 compared to the first 9 months of 2018 was lower due to foreseeable causes considered during preparation of the Income and Expenditure Budget for 2019.


The reasons for reducing the profit in the parent company were:

- Start of new projects whose costs, in the first months of the start of production were lower than revenues;
- Change in the production structure of 2019 compared to 2018;
- Increase over the cost provisions with utilities (electricity, methane gas);
- Increased costs with wages due to the lack of labor force in Sibiu.

 Also for the affiliated companies, the gross profit decreased in the first 9 months of 2019, compared to the similar period of the previous year, as follows:

- 72,79% TRANSCAS SRL, as a result of the decrease in turnover
- 81,83% RECASERV SRL, as a result of maintaining the prices related to the meal menus served to the employees, despite the increase in the tariffs for utilities;

There was an increase in gross profit (101,25%) at COMPA IT SRL.

 The net profit realized at the parent company COMPA SA of 88,05% in the first 9 months of 2019 is at a lower level than that achieved in the same period of the previous year (9 months 2018).

The causes of the reduction in the net profit for 9 months compared to the previous year were predictable since the drawing up of the Budget of Incomes and Expenses (BIE); they are the same that have influenced the level of the Gross Profit realized in this period.

Unfortunately, the changes produced during this period, especially in Q3 2019, with a decrease in orders more accentuated than considered in the calculation of BIE 2019, both the turnover as well as the gross and net profit were not realized at the level foreseen in the BIE on the first 9 months of 2019.

CEO,
Ioan DEAC

CFO,
Ioan MICLEA